


Digitization Module ADM-XX

- Apply distributed sensors data acquisition;
- 20kHz sampling rate (default), 16bit A/D;
- Built-in programable amplifier 1~256 and hardware offset;
- Built-in LDO and provide 5V sensor excitation;
- Built-in 4-pole low-pass filter;
- Support SHUNT check function;
- Built-in TEDS;
- RS485 bus interface, up to 12 ADM-XX channels can be connected with one bus.




ADM-XX is a single-channel digital module. It is mainly used for vehicle crash test dummy data collection. It can also be used for high-speed synchronous collection of discrete sensor signals at industrial sites. The module's small size makes it easy to install close to the sensor and convert it into a digital signal; multiple ADM-XX can share an RS485 bus to transmit the signal in real time to the data recorder at the other end of the bus to achieve large-scale distributed data collection. This device is the core link in realizing distributed data collection, with low noise and simple wiring.

Specification (25°C):


Name	Unit	Value
Power input	V	5.2~6
Sensor excitation	V	5 ± 0.075
Power consumption without sensor	mW	60
Signal Input	V	± 1.25 (V _{cm} =2.5)
A/D	bit	16
Sampling rate	kHz	20
Bandwidth (Default)	Hz	0-4k (-3dB)
Amplifier gain	/	1~256
TEDS size	KB	4
Shunt check		Stimulation
RS485 Baud Rate	Mbit/s	6
Channels per bus	Chs	12
weight	grams	0.6 (ADM-B1)
Size (L×W×H)	mm	ADM-A1: 11*9*6
		ADM-A3: 10*10*10
		ADM-B1: 22*8*3.2
		ADM-B3: 24*19*3.2

Function and Interface



Pin 1	RS485-
Pin 2	RS485+
Pin 3	Power Vin+
Pin 4	Power Vin-
Pin 5	Sensor EXC-
Pin 6	Sensor SIG+
Pin 7	Sensor EXC+
Pin 8	Sensor SIG-

ADM-B3:



ADM-A1:

